

# Order form

## AS[01]/RF adaptive wheelchair

Status 2024-02 / Version 15.3



**AS[01]**



**AS[01]RF**

Shaping mobility.

## Completing the form on paper

Simply print out the order form, check the relevant component boxes to configure the product, sign the form and send it to us at: **Fax: +49 7248.9186 - 86**

## Completing the form on a computer or tablet

Save the order form locally on your computer under a free selectable name and send it to [info@dietz-group.de](mailto:info@dietz-group.de) or print it out and fax it to: **+49 7248.9186 - 86**

✕ Fields with a blue ✕ indicate a combination or preselection

- ☒ Square filled selection fields indicate that these options are included in the standard.
- ☐ Square selection fields are not subject to any conditions and are freely selectable and deselectable.

Printing errors, mistakes and changes to prices and products reserved. © DIETZ Gmbh REHA-PRODUKTE, Karlsbad  
You can find our general terms and conditions at: <https://shop.dietz-group.de/allgemeine-geschaeftsbedingungen-agb>

## Details to your order:

- ☐ Order
- ☐ Offer based on selling price
- ☐ Offer based on purchase price

Healthcare supply store	
Customer no.	
Name of patient/commission	
Delivery address	
Comments	
Health insurance	
Company stamp	
Date, signature	



Fig. with cobalt blue clothes guard, Vicair Active 02 and easy-running 24" wheels

Fig. with pearl white clothes guard, Vicair Active 02 and easy-running 24" wheels



TECHNICAL DATA	AS[01]		AS[01]RF	
Colours	Frame in matt black, wheel guards in pearl white / petrol / atomic umbra / titan grey / cobalt blue / black			
Seat depth (mm)	360 – 540 in increments of 20 mm			
Seat width (mm)	360 – 450	480 – 570	360 – 450	480 – 510
Seat height, front (mm)	412,5 – 525			
Seat height, back (mm)	387,5 – 525			
Back height (mm)	290 – 500 in increments of 30 mm			
Adjustable back rest angle:	adjustable –5° / 0° / 5° / 10° / 15°			
Height of push handles (mm)	860 – 980 depending on the back height (option: +100 mm adjustment range)			
Overall width (mm)	Seat width +200 mm			
Width when folded (mm)	280 with wheels / 300 with wheels and drum brakes			
Overall height (mm)	790 – 1140			
Overall length including leg support (mm)	seat depth +450 mm		Frame angle comfort sd + 520 mm Frame angle closed sd + 550 mm	
Overall length excluding leg support (mm)	seat depth+330 mm			
Steering range (mm)	min. 1010 (sd 45)	min. 1150 (sd 57)	min. 960 (sd 45)	min. 1060 (sd 51)
Height of armrests (mm)	220 – 260			
Width of armrests (mm)	60			
Length of armrests (mm)	250 Desk / 350 Long			
Length of leg support (mm)	290 – 510 in increments of 15 mm		370 – 510 in increments of 15 mm	
Drive wheel diameter (inches)	22 / 24 / 26			
Castor diameter (mm//inches)	125 / 150 / 175 // 5 / 6 / 7		125 / 150 // 5 / 6	
Tipping stability (degrees)	10°			
Max. load (kg)	125	150	125	150
Weight (kg)	from 12,8		from 12	from 12,5

A manufacturing tolerance of 10 mm applies to all dimensions

## Product details basic configuration

- Aluminium frame and cross strut
- Upholstered adjustable back rest (Velcro)
- Adjustable camber on drive 0° / 3°
- AS[01] frame angle selectable in open, comfortable and closed
- AS[01]RF frame angle selectable in comfortable and closed
- Three types of wheel guards available (clothes guard, PU armrests, desk/long)
- Extremely stable front wheel fittings
- Versatile adjustment options with the need for extra parts (e.g. seat height front/back and angle of back rest)
- Clothes guards in 6 colours available
- Crash test certified according to ISO 7176-19; Approved for passenger transport in the vehicle

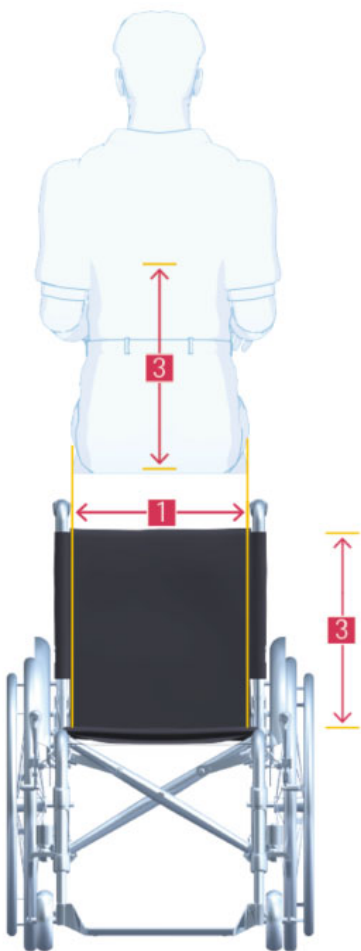
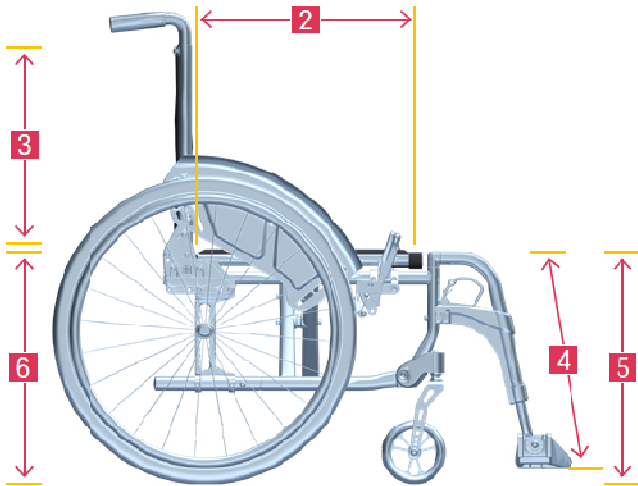
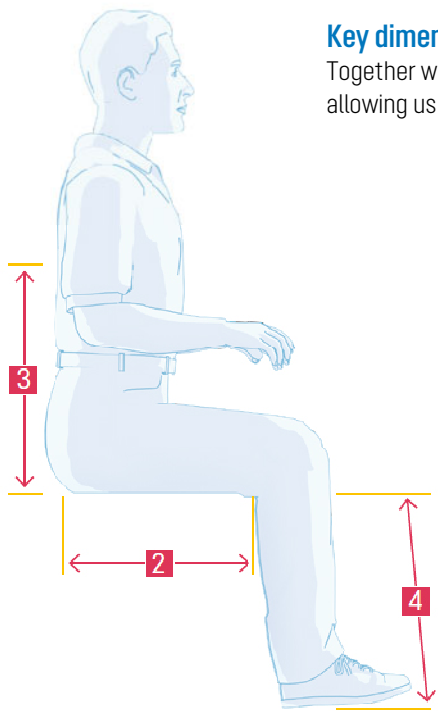
Price for basic configuration (in EUR)

from 2.296,00

AS[01] incl. clothes guards and split legrests / AS[01]RF incl. clothes guards

Key dimensions and specifications

Together with the height and weight of the user, these are the key dimensions allowing us to align the wheelchair perfectly to the needs of the user.



WERTE	
Age of customer	
Height (cm)	
Weight (kg)	
1 Seat width (mm)	
2 Seat depth (mm) Length of upper leg less two finger breadths	
3 Height of upholstered backrest (mm)* From seat surface to below the shoulder blades	
4 Lower leg length (mm) For the correct height of the foot plate	
5 Seat height, front (mm)* Length of lower leg + sufficient clearance between foot plate and ground (at least 40 mm)	
6 Seat height, back (mm) Depends on front seat height, seat angle and seat depth	

\* Measured without seat cushion. Please note the seat cushion height.

## Finding the right frame type

The front frame length (1) defines the adjustment range of the knee angle. The front frame length is measured from the front edge of the seat (a) as a neutral point to the centre of the footplate (b).

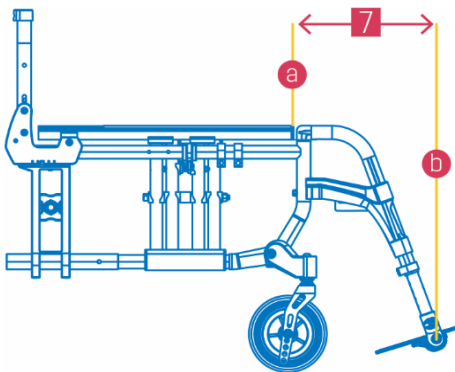
The longer the front frame length, the wider the adjustment range of the knee angle. The knee angle depends on the sitting position (further back or further forward in the wheelchair) and the respective seat height. We therefore specify an angle adjustment range and not an exact knee angle.

DIETZ offers various options with removable or integrated leg supports for the AS[01] and AS[01]RF adaptive wheelchairs. This allows you to find the right knee angle for your requirements.

### AS[01] split frame with removable leg support

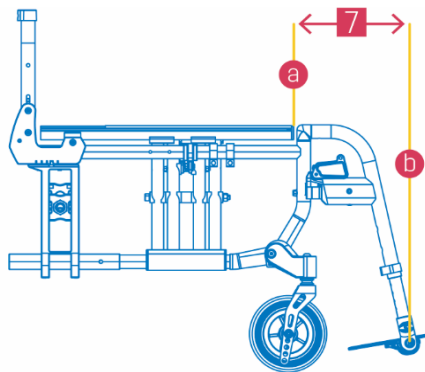
Leg support, frame angle open

Knee angle adjustment from approx. 110° - 115°



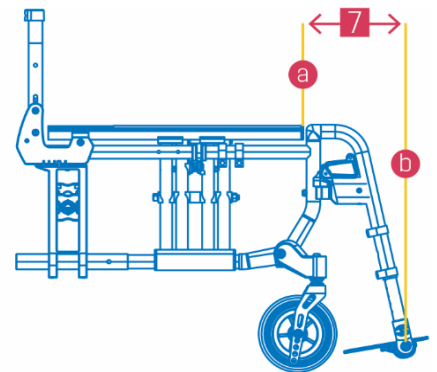
Leg support, frame angle comfort

Knee angle adjustment from approx. 100° - 105°



Leg support, frame angle closed

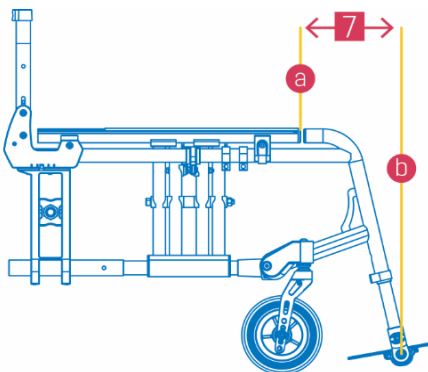
Knee angle adjustment from approx. 90° - 95°



### AS[01]RF frame with integrated leg supports

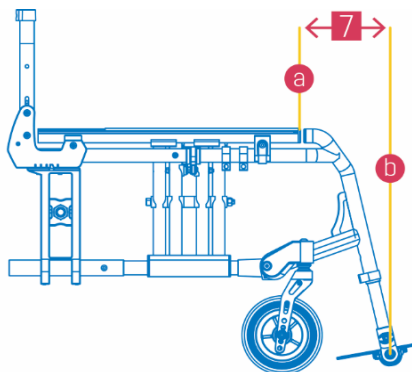
Leg support, frame angle comfort without frame inset

Knee angle adjustment from approx. 95° - 100°



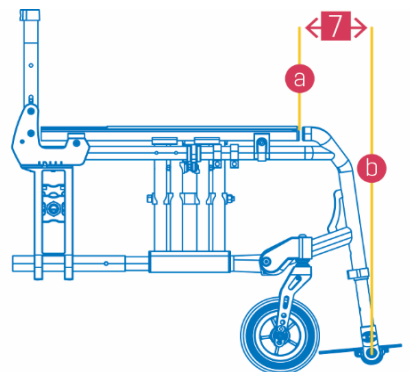
Leg support, frame angle comfort with frame inset (30 mm each side)

Knee angle adjustment from approx. 93° - 97°



Leg support, frame angle closed with frame inset (30 mm each side)

Knee angle adjustment from approx. 90° - 95°



# Order form AS[01] and AS[01]RF

Item no.

Description

Prices (€)\*

Seat width/seat depth combinations (mm)

Seat width		360	380	400	420	440	460	480	500	520	540
Seat depth	(360) 390	×	×	×	×	×	×	×	×	×	
	(420) 450	×	×	×	×	×	×	×	×	×	×
	(480) 510		×	×	×	×	×	×	×	×	×
	(540) 570			×	×	×	×	×	×	×	×
Maximum load						125 kg for the seat depths (360) 390 / (420) 450, single cross strut 150 kg for the seat depths (480) 510 / (540) 570 double cross strut					

Seat depth (540) 570 not possible for AS[01]RF, frame with integrated leg supports

## FRAME TYP 7

<input type="checkbox"/>	180250	AS[01] split frame, frame angle selectable via leg supports	2.296,00
<input type="checkbox"/>	180251	AS[01]RF frame with integrated leg supports, without frame inset, frame angle comfort	2.296,00
<input type="checkbox"/>	180252	AS[01]RF frame with integrated leg supports, with frame inset (30 mm each side), frame angle comfort	2.544,00
<input type="checkbox"/>	180253	AS[01]RF frame with integrated leg supports, with frame inset (30 mm each side), frame angle closed	2.544,00

## SEAT WIDTH (mm) 1

Seat width	360	380	400	420	440	460	480	500	520	540
Selection										
Item no.	180300	180301	180302	180303	180304	180305	180306	180307	180308	180309

Seat width 360 mm not selectable with AS[01]RF with frame inset (30 mm each side)

## SEAT DEPTH (mm) 2

Frame short, singel cross strut, max. load 125 kg

Seat depth	360	390	420	450
Selection				
Item no.	180310	180311		

0,00

Frame long, double cross strut, max. load 150 kg

Seat depth	480	510	540	570
Selection				
Item no.	180312	180313		

153,00

Seat depth can be adjusted by 30 mm above the Velcro tape, with no tools.

## SEAT HEIGHT, FRONT 5

Seat height, front (mm) and castor diameter (mm/inches)

Adjustable in 12.5 mm increments with no extra mounting materials

Seat height, front	412.5	425	437.5	450	462.5	475	487.5	500	512.5	525
125 mm / 5"	×	×	×	×	×	×	×	×		
150 mm / 6"		×	×	×	×	×	×	×	×	
175 mm / 7"				×	×	×	×	×	×	×

The seat height front, depends on the wheel size. The values are measured at 0° seat angle and without seat cushion.

Seat height, front

Seat height, front	412.5	425	437.5	450	462.5	475	487.5	500	512.5	525
Selection										
Item no.	181102	181103	181104	181105	181106	181107	181108	181109	181110	181111

ATTENTION: The maximum permissible seat height difference between the seat height front and back is max. 100 mm.

# Order form AS[01] and AS[01]RF

Item no.	Description	Prices (€)*
----------	-------------	-------------

## CASTORS

<input type="checkbox"/>	182001	PU tyre 125 mm / 5", puncture-resistan, plastic wheel rims	0,00
<input type="checkbox"/>	182002	PU tyre 150 mm / 6", puncture-resistan, plastic wheel rims	0,00
<input type="checkbox"/>	182003	PU tyre 175 mm / 7", puncture-resistan, plastic wheel rims	not possible for AS[01]RF 0,00
<input type="checkbox"/>	182004	Easy-running Alucore wheels, 125 mm / 5" silver anodized	153,90
<input type="checkbox"/>	182005	Easy-running Alucore wheels, 125 mm / 5" black powder coated	153,90

## Wheel fork

<input type="checkbox"/>	182006	Wheel fork (2 pc.), silver anodized	0,00
<input type="checkbox"/>	182007	Wheel fork (2 pc.), black anodized	0,00

## SEAT HEIGHT, BACK 6

### Seat height, back (mm) and drive wheel height (inches)

Adjustable in 12.5 mm increments with no extra mounting materials

Seat height, back	387,5	400	412,5	425	437,5	450	462,5	475	487,5	500	512,5	525
22"	×	×	×	×	×	×	×	×	×	×	×	
24"			×	×	×	×	×	×	×	×	×	×
26"					×	×	×	×	×	×	×	×

We strongly recommend that the seat should not be lower at the front than at the back.

The combination with 22 "and 26" drive wheels must be individually checked depending on the selected seat height and seat depth. Our individual team will be happy to advise you.

### Seat height, back

Seat height, back	387,5	400	412,5	425	437,5	450	462,5	475	487,5	500	512,5	525
Selection												
Item no.	181114	181115	181116	181117	181118	181119	181120	181126	181127	181128	181129	181130

ATTENTION: The maximum permissible seat height difference between the seat height front and back is max. 100 mm.

## DRIVE WHEELS

### Drive wheels

All drive wheels have a 12 mm quick-release axle

<input type="checkbox"/>	182012	24" wheel rim, aluminium hand rim and hub, tangential spokes, black hub and wheel rim, silver hand rim	puncture-resistant PU, black tyres 24 x 1"	0,00
<input type="checkbox"/>	182013	24" wheel rim, aluminium hand rim and hub, tangential spokes, black hub and wheel rim, silver hand rim	Air-filled tyres Marathon plus 24 x 1"	73,00
<input type="checkbox"/>	182015	Easy-running 24" wheels, hollow wheel rim, aluminium hand rim, radial spokes, black hub and wheel rim, atomic umbra hand rim approved for user weights up to 100 kg	Air-filled tyres Marathon plus 24 x 1"	268,40
<input type="checkbox"/>	182016	Easy-running 24" wheels, hollow wheel rim, black anodized aluminium hand rim, radial spokes, black hub and wheel rim, black hand rim approved for user weights up to 100 kg	Air-filled tyres Marathon plus 24 x 1"	268,40
<input type="checkbox"/>	182018	24" wheel rim, aluminium hand rim and hub, tangential spokes, including drum brake for assistant, black hub and wheel rim, silver hand rim	Puncture-resistant PU, grey tyres 24 x 1 3/8"	155,00
<input type="checkbox"/>	182021	24" wheel rim, aluminium hand rim and hub, tangential spokes, including drum brake for assistant, black hub and wheel rim, silver hand rim	Air-filled tyres Marathon plus 24 x 1"	232,50

Item no.	Description	Prices (€)*
----------	-------------	-------------

## DRIVE WHEELS

## Further drive wheels on request

<input type="checkbox"/>	182070	22" wheel rim, aluminium hand rim and hub, tangential spokes, hub, wheel rim and hand rim black	Air-filled tyres Marathon plus, 22 x 1"	on request
<input type="checkbox"/>	182071	22" wheel rim, aluminium hand rim and hub, tangential spokes, hub, wheel rim and hand rim black	Puncture-resistant PU, black tyres 22 x 1"	on request
<input type="checkbox"/>	182072	22" wheel rim, aluminium hand rim and hub, tangential spokes, including drum brake for assistant, hub, wheel rim and hand rim black	Air-filled tyres Marathon plus, 22 x 1"	on request
<input type="checkbox"/>	182073	22" wheel rim, aluminium hand rim and hub, tangential spokes, including drum brake for assistant, hub, wheel rim and hand rim black	Puncture-resistant PU, black tyres 22 x 1"	on request
<input type="checkbox"/>	182074	<del>26" wheel rim, aluminium hand rim and hub, tangential spokes, hub, wheel rim and hand rim black</del>	<del>Air-filled tyres Marathon plus, 22 x 1"</del>	on request
<input type="checkbox"/>	182075	<del>26" wheel rim, aluminium hand rim and hub, tangential spokes, hub, wheel rim and hand rim black</del>	<del>Puncture-resistant PU, black tyres 22 x 1"</del>	on request
<input type="checkbox"/>	182076	<del>26" wheel rim, aluminium hand rim and hub, tangential spokes, including drum brake for assistant, hub, wheel rim and hand rim black</del>	<del>Air-filled tyres Marathon plus, 22 x 1"</del>	on request
<input type="checkbox"/>	182077	26" wheel rim, aluminium hand rim and hub, tangential spokes, including drum brake for assistant, hub, wheel rim and hand rim black	Puncture-resistant PU, black tyres 22 x 1"	on request

Overall width with wheel rim 22" = +20 mm

## One Hand Drive, max. max. load 140 kg

<input type="checkbox"/>	182280	One Hand Drive, drive wheels puncture-resistant PU	left	836,00
<input type="checkbox"/>	182281	One Hand Drive, drive wheels puncture-resistant PU	right	836,00
<input type="checkbox"/>	182282	One Hand Drive, drive wheels air-filled tyres	left	895, 00
<input type="checkbox"/>	182283	One Hand Drive, drive wheels air-filled tyres	right	895, 00

Not combinable with 3° camber of the castors, drum brakes, TETRA/ERGO-GRIPP.

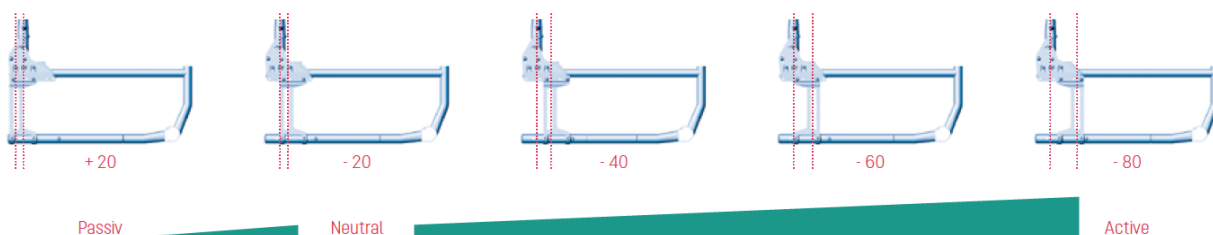
In connection with the anti-tilt wheel, assembly is only possible at a seat height of 437,5 - 500 mm.

## Drive wheel position:

Drive wheel position: +20 mm (to the back) to - 80 mm (to the front) of the midpoint of the back rest tube

<input type="checkbox"/>	181061	+ 20 mm	for add-on motors and leg support for amputees not possible with 22" drive wheel	0,00
<input type="checkbox"/>	181063	- 20 mm		0,00
<input type="checkbox"/>	181064	- 40 mm	not possible with seat depth 360 mm	0,00
<input type="checkbox"/>	181065	- 60 mm	not possible with seat depth 360 mm	0,00
<input type="checkbox"/>	181066	- 80 mm	not possible with seat depth 360 mm	0,00

Anti-tipping wheels are recommended from a position of -40 mm, Anti-tipping wheels are necessary from -80 mm





Item no.	Description	Prices (€)*
<b>DRIVE WHEELS</b>		
	<b>Camber</b>	
	Adjustable via drive wheel adapter with no extra mounting materials	
<input type="checkbox"/> 181071	Camber 0°	0,00
<input type="checkbox"/> 181072	Camber 3°	0,00
	not possible with drum brake or clothes guard adjustable-height arm rests	
	Total width with camber angle 3° = + 60 mm	
	<b>Rear wheel adapter</b>	
<input type="checkbox"/> 182008	Rear wheel adapter (2 pc.), silver anodized	0,00
<input type="checkbox"/> 182009	Rear wheel adapter (2 pc.), black anodized	0,00
	<b>Push rims</b>	
<input type="checkbox"/> 182026	24" wheel handrail Tetra-Gripp, black, mounted	Special coated push rims for quadriplegics 304,40
<input type="checkbox"/> 182027	Greifreifen 24" ERGO-GRIPP, schwarz eloxiert	Ergonomic handrail e.g. at multiple sclerosis, paraplegia, incomplete quadriplegia 304,40
	Total width with TETRA-/ERGO-GRIPP = + 40 mm. Cannot be combined with puncture-resistant PU or one hand drive. Retrofitting of the articles only possible at DIETZ. The retrofit is associated with additional costs.	
	<b>Spoke guard</b>	
<input type="checkbox"/> 198069	Spoke guard with fittings transparent, drive wheel 24"	pair 98,80
	Not possible with one-hand drive on the active side	
<b>FRAME ACCESSORIES</b>		
<input type="checkbox"/> 182262	Hemi Kit, Spacer Block: Steering wheels 30mm exposed for more foot clearance	356,10
<input type="checkbox"/> 182202	Anti-tipping, swivel-off wheel	right 121,30
<input type="checkbox"/> 182201	Anti-tipping, swivel-off wheel	left 121,30
<input type="checkbox"/> 182241	Foot tube	right 42,60
<input type="checkbox"/> 182242	Foot tube	left 42,60
<input type="checkbox"/> 182222	Walking stick holder (only in conjunction with foot tube)	right 18,00
<input type="checkbox"/> 182221	Walking stick holder (only in conjunction with foot tube)	left 18,00
<input type="checkbox"/> 182250	Wheelchair restraint system with seatbelt	not possible for AS[01]RF 1.314,70

## SEAT CUSHION

Vicair Active O2 for positioning and decubitus prevention

Seat width (mm) Selection with seat depth (mm)

Seat width		360	380	400	420	440	460	480	500	520	540
Seat depth	360	x	x	x	x	x					
	390	x	x	x	x	x	x	x	x	x	
	420	x	x	x	x	x	x	x	x	x	x
	450	x	x	x	x	x	x	x	x	x	x
	480		x	x	x	x	x	x	x	x	x
	510			x	x	x	x	x	x	x	x
	540			x	x	x	x	x	x	x	x

<input type="checkbox"/>	184726	Vicair Active O2 cushion height 60 mm	717,60
<input type="checkbox"/>	184727	Vicair Active O2 cushion height 90 mm	717,60

Deviations from the wheelchair dimensions of +/- 10 mm are negligible.

## BACK REST 3

Upholstered back rest height

Push handles

Height adjustable by 30 mm

<input type="checkbox"/>	183000	(350) 380 mm	adjustable height + 100 mm	243,80
<input type="checkbox"/>	183010	(410) 440 mm	adjustable height + 100 mm	243,80
<input type="checkbox"/>	183020	(470) 500 mm	adjustable height + 100 mm	243,80
<input type="checkbox"/>	183060	(290) 320 mm	rigid no drum brake, up to SW 440 mm	0,00
<input type="checkbox"/>	183030	(350) 380 mm	rigid no drum brake	0,00
<input type="checkbox"/>	183040	(410) 440 mm	rigid no drum brake	0,00
<input type="checkbox"/>	183050	(470) 500 mm	rigid no drum brake	0,00

For wheelchairs with SB 360, the back cushions can be combined in heights (290) 320, (350) 380 and (410) 440 mm.  
Additional back heights can be requested through a customised order.

Angle of back rest

Adjustable in 5° increments

<input type="checkbox"/>	181121	-5°	Please note: limited foldability	0,00
<input type="checkbox"/>	181122	0°		0,00
<input type="checkbox"/>	181123	5°		0,00
<input type="checkbox"/>	181124	10°	Anti-tipping wheels (Art.-Nr. 182201 / 182202) recommended	0,00
<input type="checkbox"/>	181125	15°	Anti-tipping wheels (Art.-Nr. 182201 / 182202) recommended	0,00

0° is the angle 90° to the seat. Negative angles are &lt; 90° and positive angles are &gt; 90°

## ADI BACK SYSTEM

## ADI back sytem, aluminum back shell with quick release

ADI backrest width (mm) / wheelchair seat width (mm) to backrest height (mm)

The adjustment ranges of the quick release holder:

Seat depth: 30 mm

Back width: 20 mm (per side))

Back angle: +10° / -10°

		ADI contour 62,5 mm								
ADI seat width		360	380	410	430	460	480	510		
Wheelchair sw		360	360/380	380/400	400/420	440/460	460/480	480/500		
ADI back height mm	250	Selection								
		Item no.	184423	184424	184425	184426	184427			
		Selection								
	330	Item no.								
		Selection								
		Item no.								
	410	Selection								
		Item no.	184430	184431	184432	184434	184435			
		Selection								
	460	Item no.								
		Selection								
		Item no.								
	510	Selection								
		Item no.	184439	184440	184441	184443	184444			
		Selection								
	510	Item no.								
		Selection								
		Item no.								

The ADI backrests (62.5 mm contour) can be selected according or up to max. 30 mm wider as the seat width of the wheelchair.

		ADI contour 100 mm								
ADI seat width			380	410	430	460	480	510		
Wheelchair sw			360	380/400	400/420	440	460	480/500		
ADI back height mm	250	Selection							934,50	
		Item no.	184493	184494	184495	184496				
	330	Selection								964,80
		Item no.						184497	184498	
	410	Selection							934,50	
		Item no.	184463	184464	184466	184467				
	460	Selection								964,80
		Item no.						184468	184469	
	510	Selection							934,50	
		Item no.	184472	184473	184475	184476				
	510	Selection								964,80
		Item no.						184477	184478	
		Selection							934,50	
		Item no.		184480	184482	184483				
		Selection								964,80
		Item no.						184484	184485	
	510	Selection							970,40	
		Item no.		184487	184489	184490				
Selection									994,00	
Item no.						184491	184492			
		The ADI backrests (100 mm contour) can be selected 10 to max. 30 mm wider than the seat width of the wheelchair.								

## ACCESSORIES ADI BACK SYSTEM

## Push handles

ADI back height (mm) to push handle height (mm)



Pre-selection recommended by DIETZ

The square selection fields allows you to choose a different combination.  
Please select the required combination.

ADI back height		250	330	410	460	510
Push handle height	rigid 350 mm	x	x			
	rigid 410 mm/ adjustable height 450-550 mm	x	x			
	rigid 470 mm/ adjustable height 510-610 mm			x	x	
	rigid 530 mm/ adjustable height 570-670 mm					x

<input type="checkbox"/>	182270	Push handles, rigid	0,00
<input type="checkbox"/>	182271	Push handles, adjustable height + 100 mm	243,80

## Headrests

<input type="checkbox"/>	185152	Ultra headrest, occipital and neck pad separated, 3-settings adjustable (angle, height, depth)	880,60
<input type="checkbox"/>	185143	Lateral pads, brackets 230 mm, left + right, swing away, pad 2 pcs. (width x height) 114 x 51 mm	636,90
<input type="checkbox"/>	185144	Lateral pads, brackets 230 mm, left, swing away, pad 1 pcs. (width x height) 114 x 51 mm	440,30
<input type="checkbox"/>	185145	Lateral pads, brackets 230 mm, right, swing away, pad 1 pcs. (width x height) 114 x 51 mm	440,30



Ultra headset



Lateral pads left / right



Lateral pads left



Lateral pads right

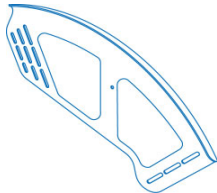
Additional headrests can be found on a separate order form on our website.

Item no.	Description	Prices (€)*
----------	-------------	-------------

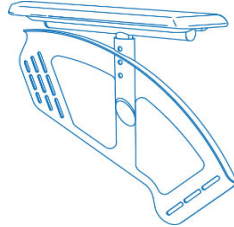
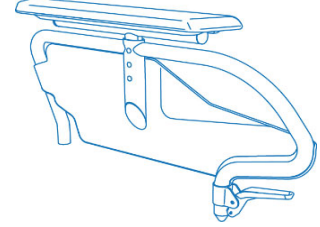
## WHEEL GUARDS

<input type="checkbox"/> 182037	Clothes guards aluminium, permanent mounting, cannot be swivelled off	0,00
<input type="checkbox"/> 182038	Clothes guards aluminium, permanent mounting, cannot be swivelled off including adjustable-height arm rests (PU), long- or desk-mounted,	not possible with 3° camber 220,20
<input type="checkbox"/> 182061	Clothes guard plastic, can be swivelled off to the back, including adjustable-height arm rests (PU), long- or desk-mounted, matt black	not possible with 3° camber 220,20

Total width with Clothes guards alu. incl. arm rests = + 30 mm / clothes guard plastic swivelled off to the back = 30 mm



Clothes guard aluminium

Clothes guard aluminium /  
wheel cover, adjustable-height  
arm rests (PU)Clothes guard plastic,  
can be swivelled off to the back,  
adjustable-height arm rests (PU)

## Colour clothes guard aluminium

<input type="checkbox"/> 182078	Black	0,00
<input type="checkbox"/> 182079	Pearl white	0,00
<input type="checkbox"/> 182080	Titan grey	0,00
<input type="checkbox"/> 182081	Atomic Umbra	0,00
<input type="checkbox"/> 182082	Cobalt blue	0,00
<input type="checkbox"/> 182083	Petrol	0,00
<input type="checkbox"/> 182084	Garnet red	0,00



Black



Pearl white



Titan grey



Atomic Umbra



Cobalt blue



Petrol



Garnet red

## ACCESSORIES WHEEL GUARDS

## HEMI armrest

<input type="checkbox"/> 182064	HEMI armrest, handpiece flat left, PU, 360° rotatable	465 mm (L)	423,50
<input type="checkbox"/> 182067	HEMI armrest, handpiece flat right, PU, 360° rotatable	465 mm (L)	423,50
<input type="checkbox"/> 182065	HEMI armrest, handpiece ergo left, PU, 360° rotatable	477 mm (L)	450,40
<input type="checkbox"/> 182066	HEMI armrest, handpiece ergo right, PU, 360° rotatable	477 mm (L)	450,40
<input type="checkbox"/> 182063	Extension PU, forearm shell	70 mm (L)	77,50



HEMI armrest, handpiece flat



HEMI armrest, handpiece ergo



Extension

<input type="checkbox"/> 182231	Therapy tray, up to SW 440 mm	168,50
<input type="checkbox"/> 182232	Therapy tray, up to SW 460 mm	193,20

Not possible with the clothes guard aluminium

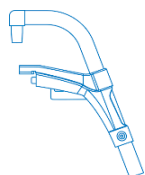
## LEG SUPPORT 4 7

## Leg Support Hangers

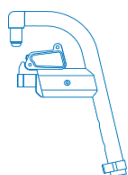
Frame angle and length of lower leg (III)

<input type="checkbox"/>	182102	Leg support, frame angle open	release lever at bottom, swivels off, (III) 370 – 510 mm	0,00
<input type="checkbox"/>	182101	Leg support, frame angle comfort	release lever at top, swivels off, (III) 370 – 510 mm	0,00
<input type="checkbox"/>	182103	Leg support, frame angle closed	release lever at top, swivels off, (III) 370 – 510 mm not possible in conjunction with 6" / 7" Castor wheels	149,30

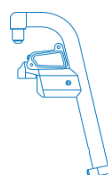
Not possible for AS[01]RF, frame with integrated legrests.



Leg support open



Leg support comfort



Leg support closed

## Customized Leg Support Hangers

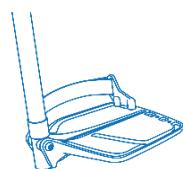
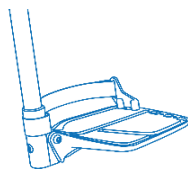
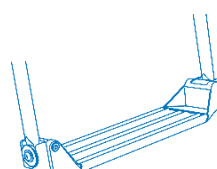
<input type="checkbox"/>	182104	Customized leg support, lower leg length 330 – 470 mm		167,30
<input type="checkbox"/>	182105	Customized leg support, lower leg length 290 – 390 mm	not possible for AS[01]RF, frames with integrated leg support	167,30

Not possible with the leg support, frame angle open

## Foot plates

<input type="checkbox"/>	182181	Foot plates, divided, black, pair	fold-up design with heel strap	0,00
<input type="checkbox"/>	182191	Foot plates, divided, black, pair	fold-up design, adjustable angle, with heel strap not possible with seat widths 360 mm	58,40
<input type="checkbox"/>	182184	Foot plates, divided, blue, pair	fold-up design with heel strap	0,00
<input type="checkbox"/>	182194	Foot plates, divided, blue, pair	fold-up design, adjustable angle, with heel strap not possible with seat widths 360 mm	58,40
<input type="checkbox"/>	182131	Foot plates, continuous, aluminium black	fold-up design with calf strap	361,70

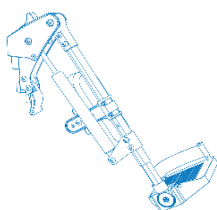
Split foot plates not possible for AS[01]RF with frame inset (30 mm each side), seat widths 380 - 420 mm.

Foot plates, divided,  
fold-up designFoot plates, divided, fold-  
up design, adjustableFoot plates, continuous,  
fold-up design

## Elevating legrest and amputees support

<input type="checkbox"/>	182152	Elevating legrest, adjustable horizontally with gas spring	right	179,00
<input type="checkbox"/>	182142	Elevating legrest, adjustable horizontally with gas spring	left	179,00
<input type="checkbox"/>	182161	Amputees support, adjustable angle	right	159,50
<input type="checkbox"/>	182171	Amputees support, adjustable angle	left	159,50

Not possible for AS[01]RF, frames with integrated leg support

Leg support, adjustable  
horizontally

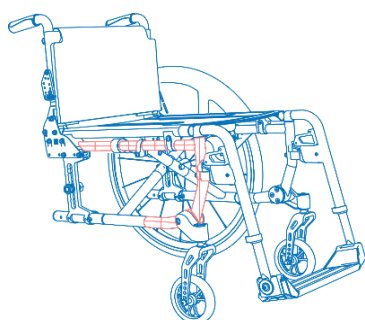
Leg support for amputees

Item no.	Description	Prices (€)*
<b>BRAKE</b>		
<input checked="" type="checkbox"/> Standard	Parking brake	0,00
<input type="checkbox"/> 182254	One-hand brake system, incl. 100 mm fold-out brake lever extension right	250,40
<input type="checkbox"/> 182255	One-hand brake system, incl. 100 mm fold-out brake lever extension left	250,40
<input type="checkbox"/> 182212	Brake lever extension, 100 mm fold-out right	48,30
<input type="checkbox"/> 182211	Brake lever extension, 100 mm fold-out left	48,30

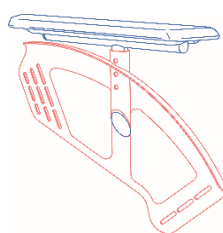
**SPECIAL COLORS**

<input type="checkbox"/> 181056	Side frame and clothes guard aluminum	RAL colour		539,10
<input type="checkbox"/> 181057	Side frame	RAL colour		359,40
<input type="checkbox"/> 181058	Clothes guard aluminum	RAL colour		269,60

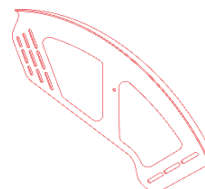
The clothes guard made of plastic is not paintable



Example special colors  
side frames



Clothes guard aluminum with  
height adjustable armrest



Clothes guard aluminum

Components shown in red can be painted



Productgroup: adaptive wheelchair  
Product: AS[01] / AS[01]RF

DIETZ GmbH  
Reutäckerstraße 12  
76307 Karlsbad  
[info@dietz-group.de](mailto:info@dietz-group.de)  
[www.dietz-group.de](http://www.dietz-group.de)